

JPOS 2026 Online Registration Instructions

These instructions will guide you through the process of online registration for Jamaica Plain Open Studios 2026. If you are not comfortable with or do not have access to an internet-connected computer, we suggest you find a buddy who can help you, as we will not be able to hold spots or help register individuals during the first three open registration days, after which time we cannot guarantee there will be spaces left in most of our group sites.

Note: any registrations requiring special attention (such as student shows, artists looking to share a space or find a business host, financial need or small group shows) should contact us for details at coordinator@jopenstudios.com **prior to registration**.

Online registration can only accept credit card payments. If you need to pay via another form please contact us prior to registration. We will work with you to make other payment arrangements which will allow you to register online and bypass the credit card requirement.



The registration process involves three basic steps:

1. Creating an Account
2. Artist Registration
3. Site Selection and Payment
4. Setting up your Artist Profile

Step 1 - Creating an Account/Logging In

The screenshot shows a teal background with the following elements:

- STEP 1** (centered at the top)
- Account Login** (centered below the title)
- E-mail** label above a white input field.
- Password** label above a white input field.
- Enter** button (yellow).
- [Forgot your password?](#) link (light blue).
- Create An Account (First time users come here)** (centered below the login section).
- E-mail** label above a white input field.
- Password** label above a white input field with a question mark icon.
- Confirm Password** label above a white input field.
- First Name** label above a white input field.
- Last Name** label above a white input field.
- Submit** button (yellow).

If you already have created a registration account, simply log in and move forward with registration. If you have forgotten your password, hit [Forgot Password](#) to receive a password reset email.

If you have not previously created an account, you will need to fill out the “Create an account” info just below the Login Option. To create your account, fill in the fields requested, being sure that your email address is entered correctly. Your password must contain lowercase and uppercase letters, at least one number, and at least one special character (e.g., *, &, %, etc.). If your password does not meet these requirements, you will not be able to proceed.

Once you are sure that your information is entered correctly, hit the “Submit” button.

You now need to activate your account. To do so, check your email and find the message with the subject “Please activate your account.” This email should arrive within five minutes.

If you do not see the ‘activate’ email, please check your spam/junk folder.

Click the “Activate your Account” button in the email.

JPOS 2026 Online Registration Instructions

Congrats! You have completed Step 1 and now have an account. You can proceed to Step 2 immediately, or you can pause and come back. If you choose to pause and come back, just enter your email and password on the home page to log in, and you can start Step 2.

Step 2 - Artist Registration

STEP 2

**2026 JAMAICA PLAIN OPEN STUDIOS
ARTIST REGISTRATION**

Name *

First Last

Email *

Address

City

State

Zip

For JP-based artists, who do not live in Jamaica Plain, please provide your JP business affiliation or studio name & address.

JP Business/Studio Name

JP Business/Studio Address

Website URL

Phone Number

Name as it will appear in your map listing *

Medium as it will appear in your map listing *

During JPOS I will be showing at (check one)

My home/studio

other space or local business

Group Site: Selections are made during Step 3.

Terms of Participation *

I accept the terms of service below

The Artist's JPOS 2026 Terms of Participation

As a Jamaica Plain Open Studios (from here on referred to as "the Event") participating artist -and by registering and paying my fees- I understand that I am committing to participation in a community based event staffed by volunteers, and fellow artists, and I agree to the following:

Any artwork I display is my own creation.

[Submit Step 2](#)


Complete the Step 2 form to provide additional information about yourself and your work. If you will be showing in a private studio or business, you will need to provide the address. (If showing at a business, please ensure that you have permission prior to registration.) You will also need to read and accept the terms of participation to move forward with registration.

JPOS 2026 Online Registration Instructions

Click the “Submit” button. Step 2 is complete! Again, you can continue immediately or come back for Step 3 later. If you come back later, you will just need to scroll down to “Step 3” after you log in.

Step 3 - Site Selection and Payment

Please read the information in the gray boxes carefully. They explain the fees, the available sites, and other options. **All artists must select a site and pay the fee. Payment is by credit card only.**

Home Artist Directory ▾ Account ▾ Back to main site

Artist Registration Fees

Individual Studio or Business Site: \$110
JP artist discount: Use coupon code JPOS20 to pay \$90 at checkout.*

JPOS Group Site: \$200.00
JP artist discount: Use coupon code JPOS50 to pay \$150 at checkout.*

2026 Update for First Church Group Site
First Church (Inside – Sunday only) has a discounted registration fee of \$75 for both JP artists* and non-JP artists. No coupon required – discount is automatically applied at checkout.

The Brewery Complex Group Site: \$110
JP artist discount: Use coupon code JPOS20 to pay \$90 at checkout.*

** An artist who lives, has a studio, or works in Jamaica Plain.*

Need-Based Assistance?
Sliding scale rates are reserved for those to whom paying the total price would be a significant hardship. [Click here to learn more.](#)

Considering Donating?
If you are in a position to help artists in need, please consider donating. [Click here to DONATE.](#) Thank you!

Late Registration?
Registrations received after the June 30th close of registration will need to pay a \$35 late fee and will not be included in the 2026 JPOS map.

JPOS Showing Options

1. Individual Studio
2. Shared Studios
3. Private Shared Site
4. Local Businesses

Artists showing in private spaces are still required to register.

Sponsorship does not cover an artist's registration. If the business location that you are showing at is also a JPOS sponsor, you still need to register. If you do not register, you will not be listed on the map.

[Please contact us](#) if you are looking to open up your space to a fellow artist, or if you are an artist looking for available space. While we cannot guarantee placement in a private studio or outdoor space, we are happy to help connect you with any spaces that we may know of.

JPOS 2026 Group Site available locations:

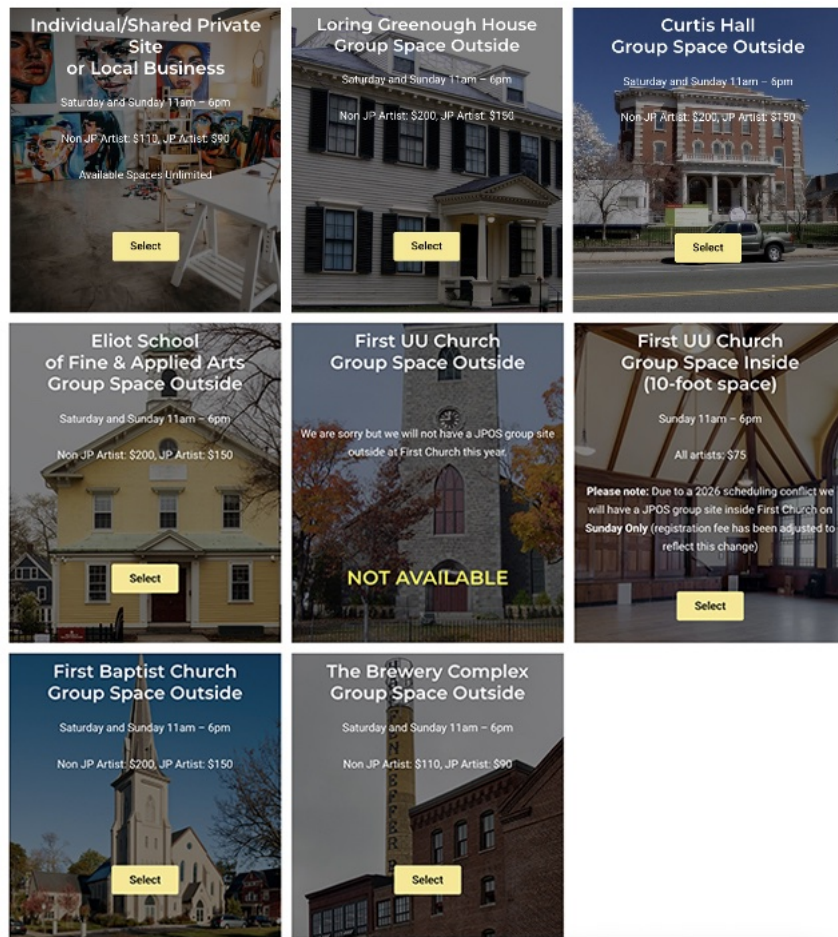
- First UU Church – Inside (Sunday only)
- First Baptist Church – Outside
- Loring Greenough House – Outside
- Curtis Hall – Outside
- Eliot School – Outside
- The Brewery Complex – Outside

What's included with my JPOS registration

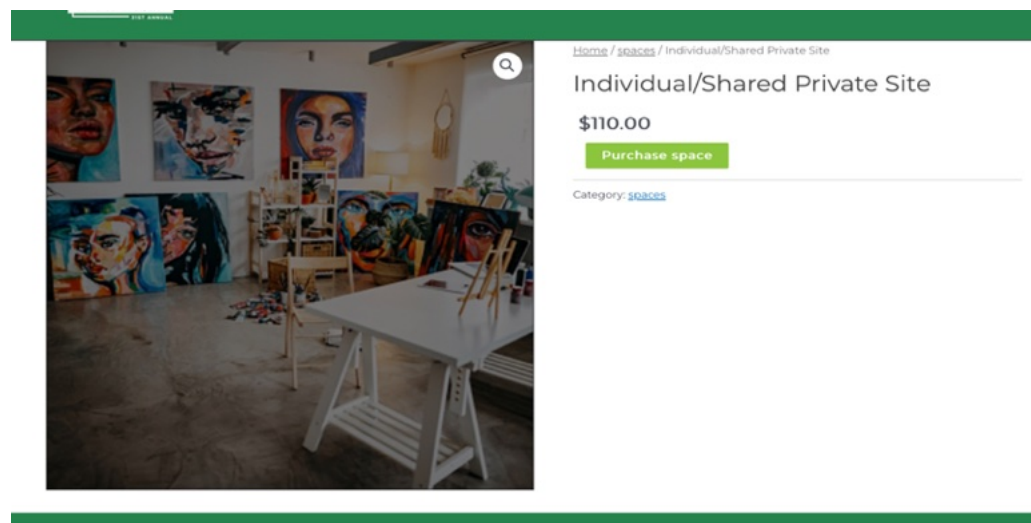
- JPOS print/radio advertising, promotion, and press.
- Over one hundred JPOS local business sponsors.
- Use of JPOS signage and vinyl banners.
- Personal gallery page on the newly updated JPOS website.
- Access to shared group sites.
- Free workshops, advice, and marketing materials.
- Artist listing and your show location highlighted on the JPOS event map.
- Team of volunteers working year round.
- An opportunity to be featured in our artist spotlight posts on social media platforms.

JPOS 2026 Online Registration Instructions

Select the site you wish to show in. For group sites, “Available Spaces” refers to the total number of spaces available at each site. Click “Select” for the site you want.




Click “Select” then purchase space to finalize registering and paying for your site.



JPOS 2026 Online Registration Instructions

You can enter any coupon codes (including the JP Artist price reduction) on the next screen. (See the gray boxes after Step 2.)

Checkout

Product	Price	Quantity	Subtotal
 Individual/Shared Private Site	\$110.00		\$110.00

JPOS20

Billing details

First name * Last name *

Country / Region *
United States (US)

Street address *
House number and street name


Your order

Product	Subtotal
Individual/Shared Private Site × 1	\$110.00
Subtotal	\$110.00
Total	\$110.00

On the “Checkout” screen, fill in your billing information and select “Credit Cards” to pay. Here, **you can apply any appropriate coupon** by entering the code in the top left box.

Checkout

Coupon code applied successfully.

Product	Price	Quantity	Subtotal
 Individual/Shared Private Site	\$110.00		\$110.00

Coupon code

Billing details

First name * Last name *

Country / Region *
United States (US)

Street address *
House number and street name
Apartment, suite, unit, etc. (optional)

Town / City *

State *
Massachusetts

ZIP Code *

Phone *

Email address *
sddmusicagain@gmail.com

Additional information

Order notes (optional)

Your order

Product	Subtotal
Individual/Shared Private Site × 1	\$110.00
Subtotal	\$110.00
Coupon: jpos20	-\$20.00 <input type="button" value="Remove"/>
Total	\$90.00

PayPal
 Credit Cards

Card number *

Expiry (MM/YY) * CVV *

MM / YY CVV

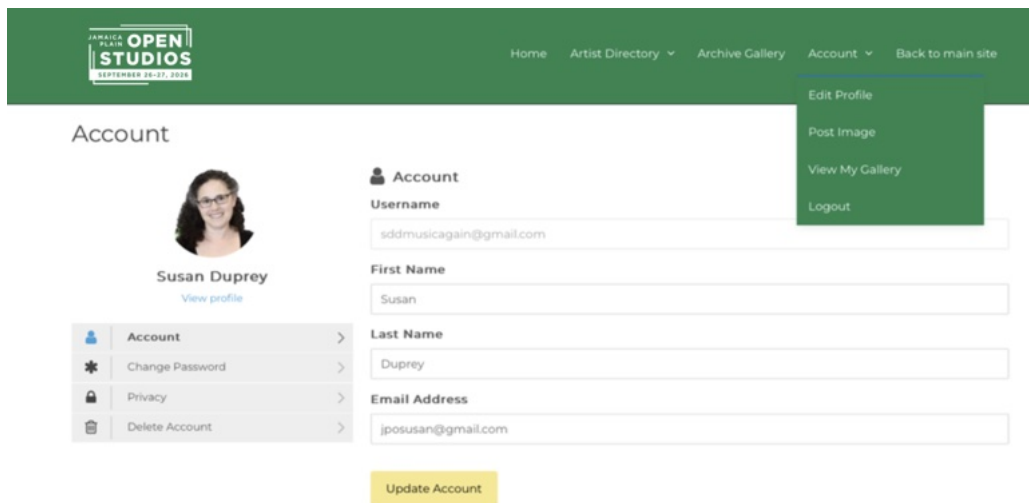
Your personal data will be used to process your order, support your experience throughout this website, and for other purposes described in our [privacy policy](#).

JPOS 2026 Online Registration Instructions

Congratulations! You have successfully registered for JPOS 2026! You will receive an emailed receipt.

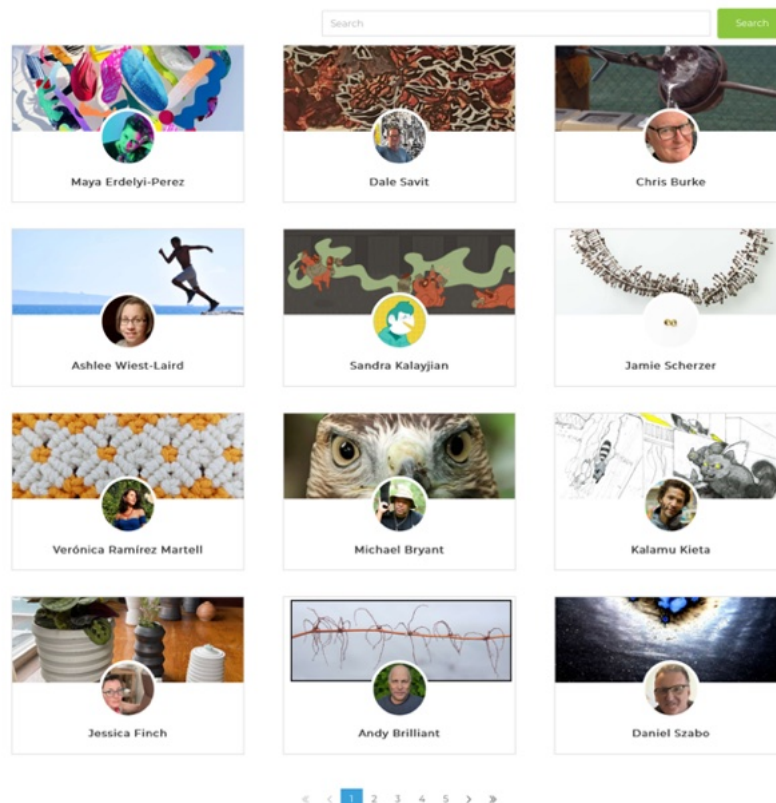
Step 4 – Setting up your artist profile

Once you are registered you can set up your Artist Profile in the Directory. Select Edit Profile or Post Image under Account at the top of the page and fill in the appropriate fields, etc. If you already have a profile created, you can update and edit as needed.



PLEASE NOTE: Your artist profile page will not show up to the public until you meet the minimum requirements for the directory: Project name, 1 image, project medium

Artist Directory



JPOS 2026 Online Registration Instructions

Registration FAQs

If you are helping someone else to register: There can only be one registration per account. This means that if you are registering for someone else, you should create an account associated with their registration. For example, if you are registering yourself and then someone else, you should complete your own registration, log out (in the top menu bar: Account > Log Out), and then create a new account for the person you are helping. Using this account, proceed to complete the registration and payment process

JP Artist Coupon Codes

An artist who lives, has a studio, or works in Jamaica Plain receives a discounted rate. Please use the coupon codes at checkout to receive the discount

Individual Studio or Business Site: **\$110**

JP artist discount use coupon code JPOS20: **\$90 at checkout**

JPOS Group Site Artist: **\$200.00**

JP artist discount use coupon code JPOS50: **\$150 at checkout**

First Church Inside-Only Sunday is at a reduced price of **\$75**, no coupon code needed

The Brewery Complex Group Site: **\$110**

JP artist discount use coupon code JPOS20: **\$90 at checkout**

Need-Based Assistance?

Sliding scale rates are reserved for those to whom paying the total price would be a significant hardship.

Private and Business Sites use Coupon Code:

JPOSACCESSPrivate: **\$50 at checkout**

Group Sites use Coupon Code: **the access code below rings in \$50 total at checkout**

JPOSACCESSGroup150